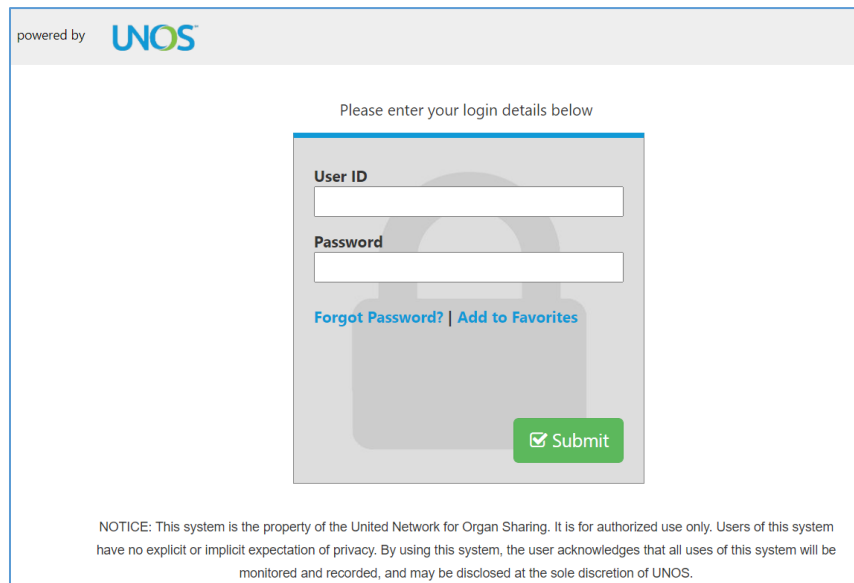


Ready, Set, Learn

UNOS Connect is a comprehensive learning management system giving transplant professionals a convenient way to access policy training, educational events, and instructional materials.

Here's how to get started if you're logging in through your UNetSM account.

Step 1: Go to <https://portal.unos.org> and log into your UNet account.



powered by UNOS

Please enter your login details below

User ID

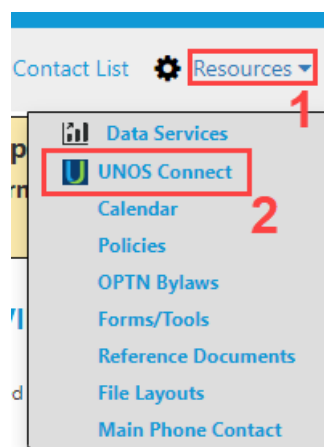
Password

[Forgot Password?](#) | [Add to Favorites](#)

Submit

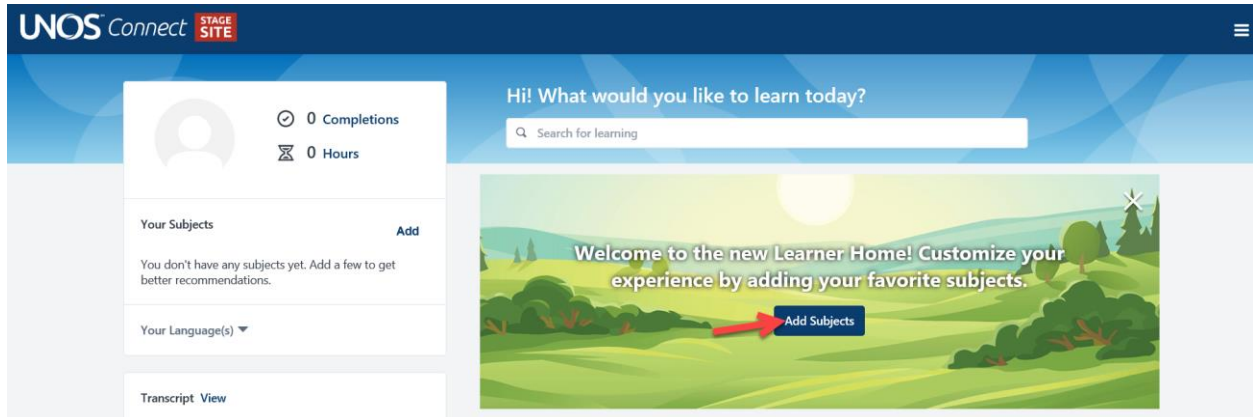
NOTICE: This system is the property of the United Network for Organ Sharing. It is for authorized use only. Users of this system have no explicit or implicit expectation of privacy. By using this system, the user acknowledges that all uses of this system will be monitored and recorded, and may be disclosed at the sole discretion of UNOS.

Step 2: After logging into UNet, click on Resources and select UNOS Connect.

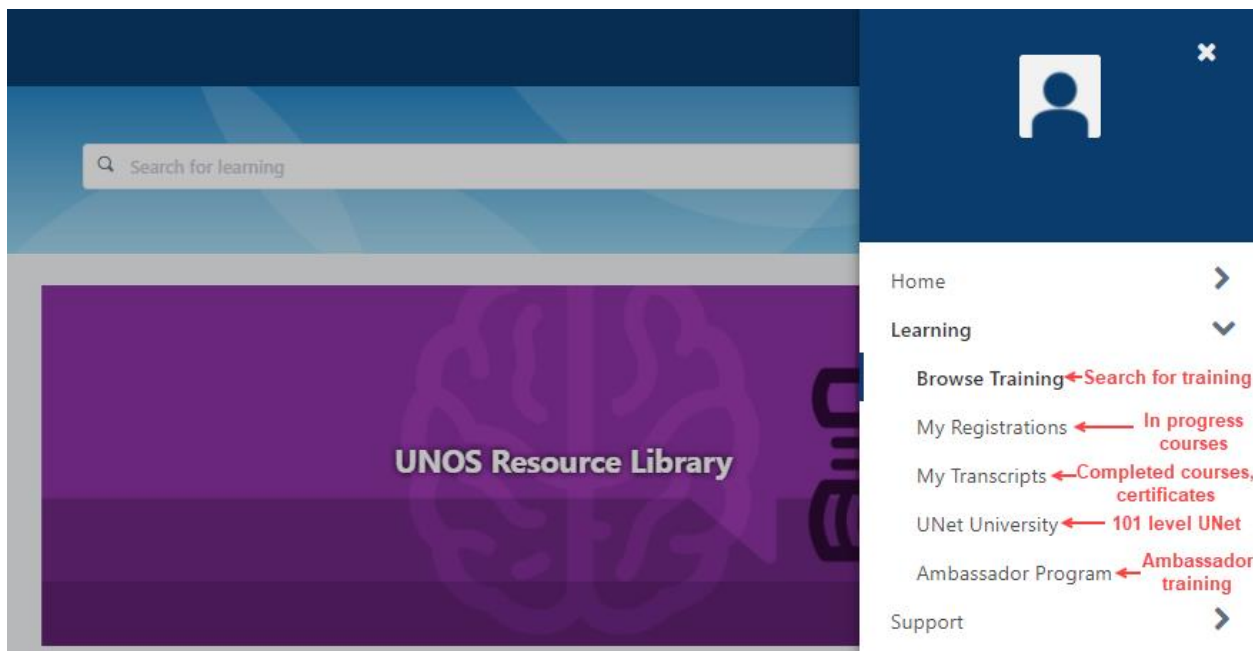


Step 3: Explore the site and launch courses

Start by adding Subjects. These subjects will help you see the learning most relevant to your interests.



Click the three stacked lines in the upper right hand corner to access additional information about UNOS Connect.



Get help

Help is available in UNOS Connect.

Contact education@unos.org for login assistance.