

# 2015 UNOS Member Survey Results

# Quantitative Results

- For each question we have a graph followed by a data chart
- Answers to qualitative questions are in a separate document

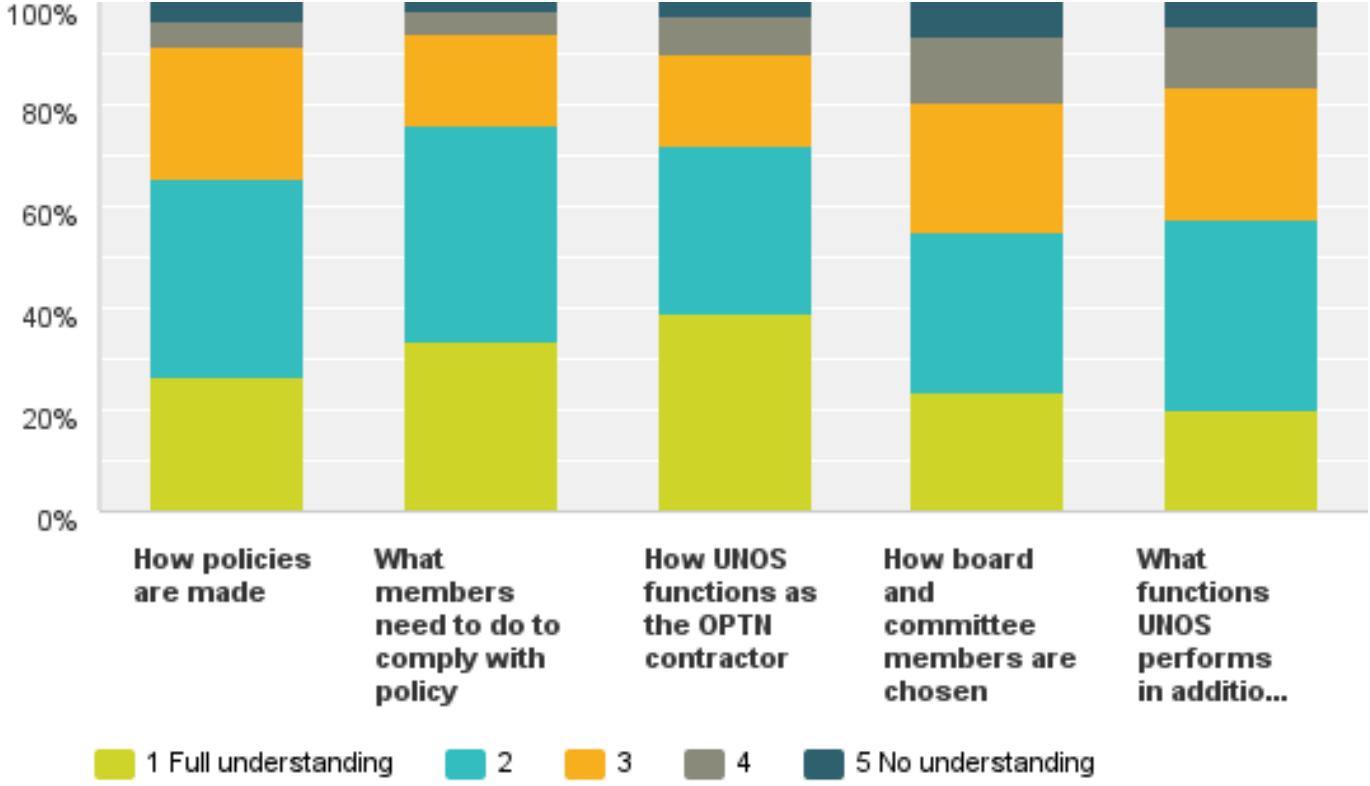


# 614

- Total Responses
- Date Created: Tuesday, April 07, 2015
- Complete Responses: 614

# Q1: Indicate how well you understand the following processes, with 1 representing a full understanding and 5 representing no understanding.

▪ Answered: 613 Skipped: 1



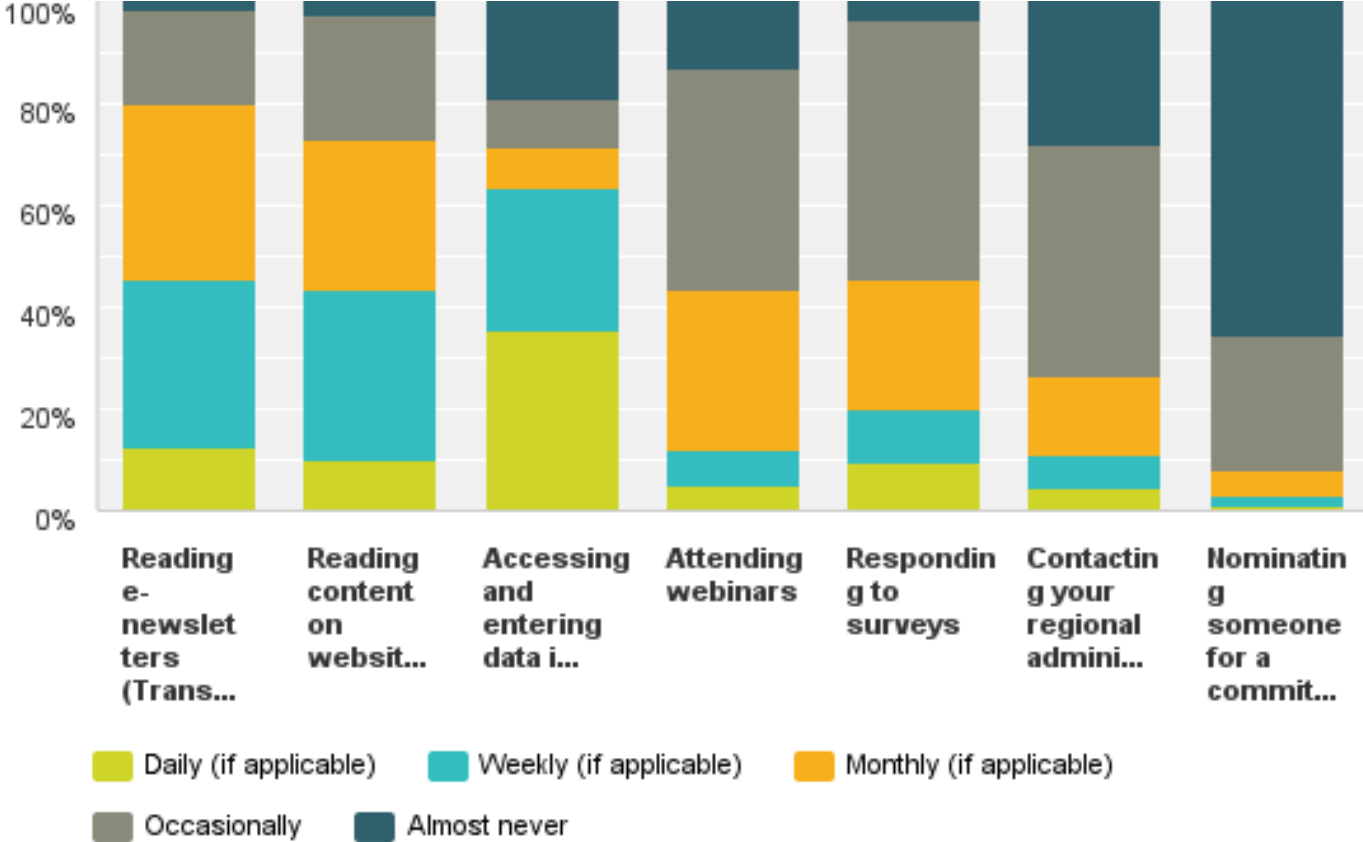
# Q1: Indicate how well you understand the following processes, with 1 representing a full understanding and 5 representing no understanding.

- Answered: 613 Skipped: 1

	<b>1 Full understanding</b>	<b>2</b>	<b>3</b>	<b>4</b>	<b>5 No understanding</b>	<b>Total</b>
How policies are made	<b>26.26%</b> 161	<b>39.31%</b> 241	<b>25.77%</b> 158	<b>5.38%</b> 33	<b>3.26%</b> 20	613
What members need to do to comply with policy	<b>33.28%</b> 203	<b>42.62%</b> 260	<b>18.20%</b> 111	<b>4.26%</b> 26	<b>1.64%</b> 10	610
How UNOS functions as the OPTN contractor	<b>39.21%</b> 238	<b>32.95%</b> 200	<b>17.63%</b> 107	<b>7.74%</b> 47	<b>2.47%</b> 15	607
How board and committee members are chosen	<b>23.48%</b> 143	<b>31.36%</b> 191	<b>25.78%</b> 157	<b>12.64%</b> 77	<b>6.73%</b> 41	609
What functions UNOS performs in addition to serving as the OPTN contractor	<b>19.80%</b> 121	<b>37.81%</b> 231	<b>25.70%</b> 157	<b>12.27%</b> 75	<b>4.42%</b> 27	611

# Q2: Indicate your level of involvement in the following UNOS or OPTN activities:

▪ Answered: 613 Skipped: 1



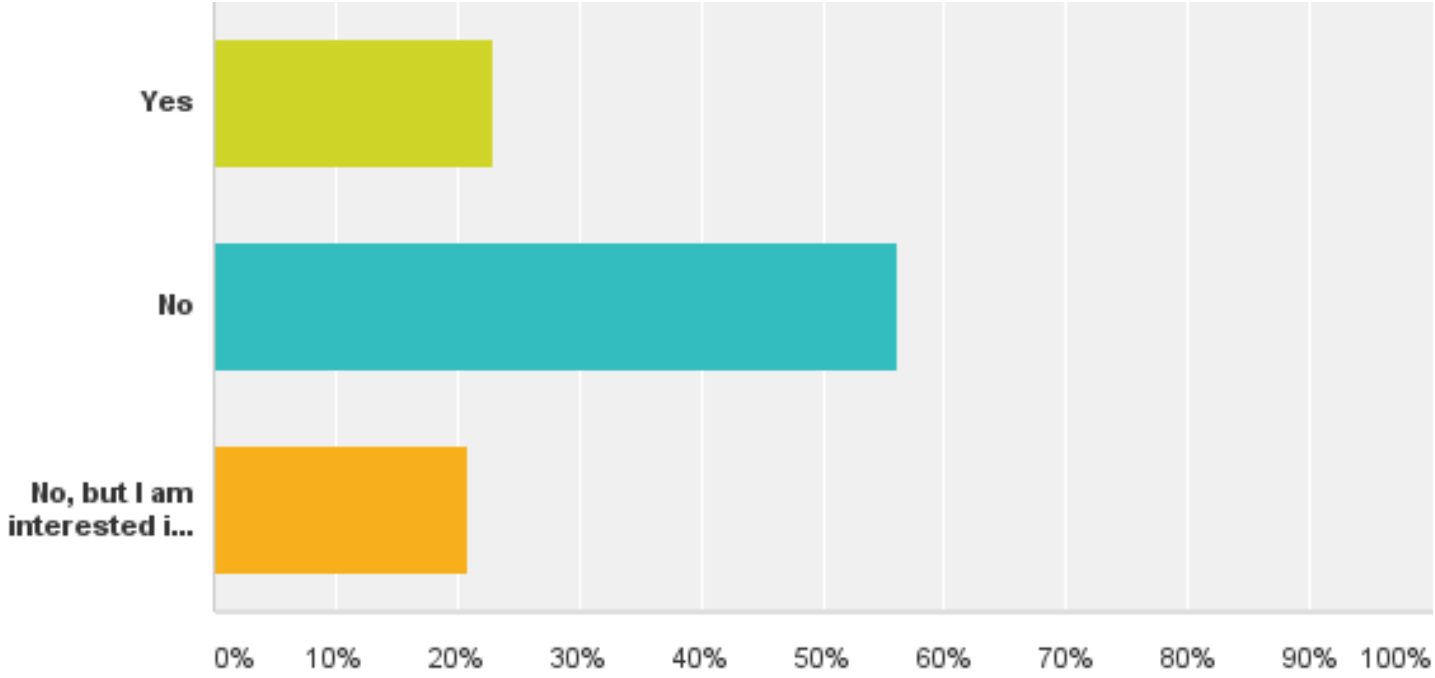
## Q2: Indicate your level of involvement in the following UNOS or OPTN activities:

- Answered: 613 Skipped: 1

	Daily (if applicable)	Weekly (if applicable)	Monthly (if applicable)	Occasionally	Almost never	Total
Reading e-newsletters (Transplant Pro and UNOS Tech News)	12.56% 77	33.12% 203	34.42% 211	18.27% 112	1.63% 10	613
Reading content on websites (UNOS, OPTN, Transplant Pro, Transplant Living)	10.03% 61	33.55% 204	29.61% 180	24.51% 149	2.30% 14	608
Accessing and entering data in UNet	35.32% 213	28.19% 170	7.96% 48	9.62% 58	18.91% 114	603
Attending webinars	5.10% 31	7.07% 43	31.09% 189	43.75% 266	12.99% 79	608
Responding to surveys	9.26% 56	10.91% 66	25.12% 152	51.40% 311	3.31% 20	605
Contacting your regional administrator or other UNOS staff member	4.42% 27	6.55% 40	15.55% 95	45.34% 277	28.15% 172	611
Nominating someone for a committee or board position	1.15% 7	1.81% 11	5.09% 31	26.27% 160	65.68% 400	609

# Q3: Have you ever served on an OPTN/UNOS board, committee or workgroup?

▪ Answered: 613 Skipped: 1





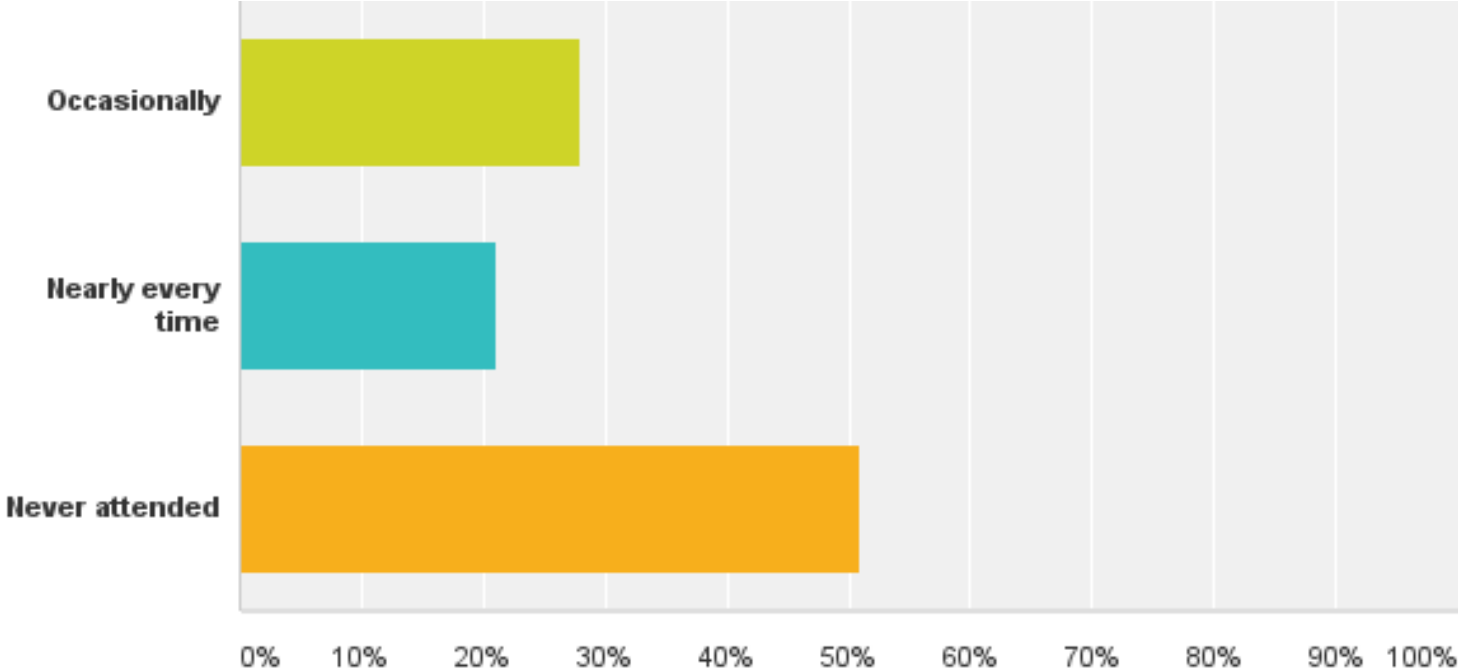
# Q3: Have you ever served on an OPTN/UNOS board, committee or workgroup?

- Answered: 613 Skipped: 1

Answer Choices	Responses	
Yes	23.00%	141
No	56.12%	344
No, but I am interested in serving	20.88%	128
<b>Total</b>		<b>613</b>

# Q4: Do you attend regional meetings?

▪ Answered: 613 Skipped: 1



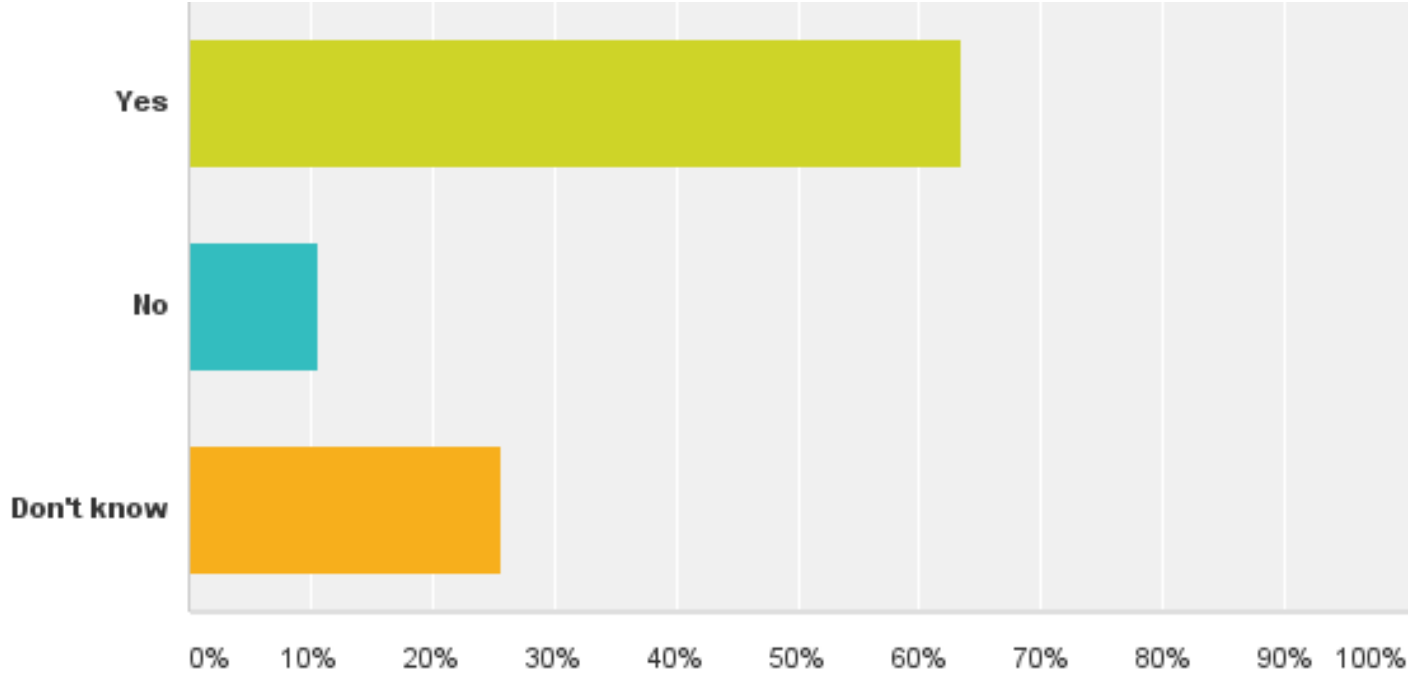
## Q4: Do you attend regional meetings?

- Answered: 613   Skipped: 1

Answer Choices	Responses	
Occasionally	<b>28.06%</b>	172
Nearly every time	<b>21.04%</b>	129
Never attended	<b>50.90%</b>	312
<b>Total</b>		<b>613</b>

# Q5: Do you feel as if UNOS takes your interests as a transplant professional into consideration when making policy changes or administrative changes that impact the community?

▪ Answered: 609 Skipped: 5



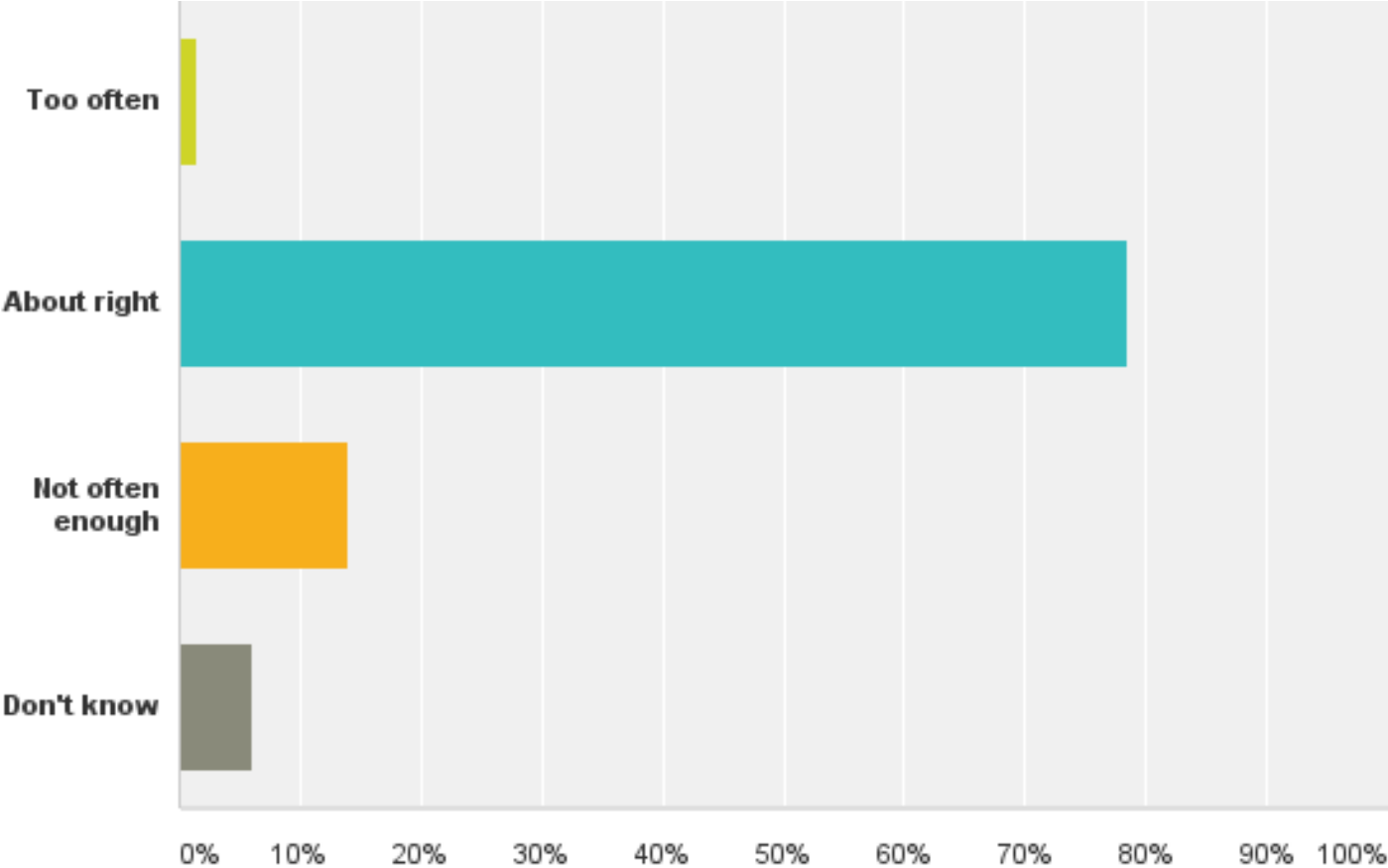
# Q5: Do you feel as if UNOS takes your interests as a transplant professional into consideration when making policy changes or administrative changes that impact the community?

- Answered: 609 Skipped: 5

Answer Choices	Responses	
Yes	<b>63.55%</b>	387
No	<b>10.67%</b>	65
Don't know	<b>25.78%</b>	157
<b>Total</b>		<b>609</b>

# Q6: As a transplant professional, how often does UNOS provide you with the information you need to stay current and compliant with policies?

▪ Answered: 611 Skipped: 3



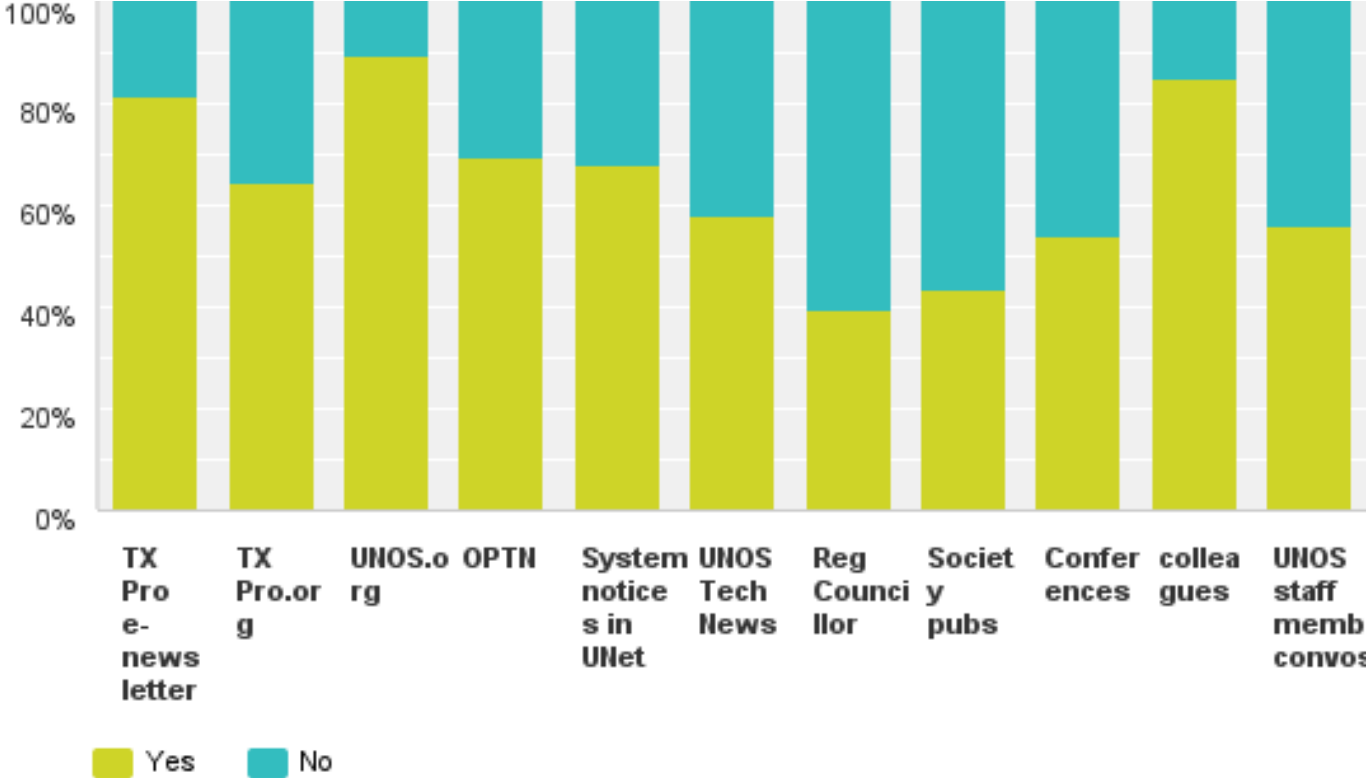
# Q6: As a transplant professional, how often does UNOS provide you with the information you need to stay current and compliant with policies?

- Answered: 611    Skipped: 3

Answer Choices	Responses
Too often	<b>1.47%</b> 9
About right	<b>78.56%</b> 480
Not often enough	<b>13.91%</b> 85
Don't know	<b>6.06%</b> 37
<b>Total</b>	<b>611</b>

# Q7: Do you depend on the following communication vehicles to receive critical information?

▪ Answered: 614 Skipped: 0





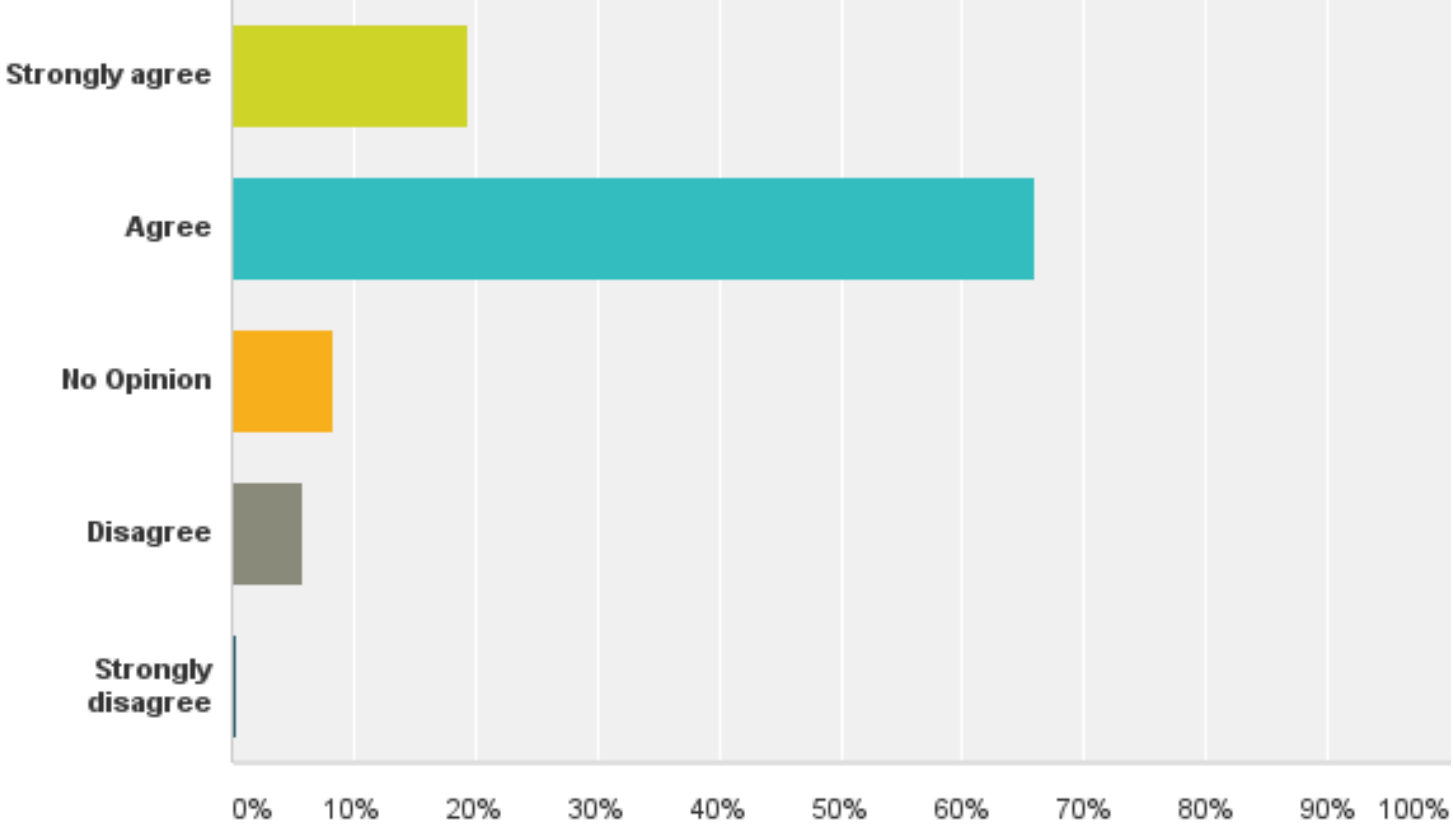
# Q7: Do you depend on the following communication vehicles to receive critical information?

- Answered: 614 Skipped: 0

	Yes	No	Total
TX Pro e-newsletter	<b>81.38%</b> 494	<b>18.62%</b> 113	607
TX Pro.org	<b>64.44%</b> 386	<b>35.56%</b> 213	599
UNOS.org	<b>89.27%</b> 541	<b>10.73%</b> 65	606
OPTN	<b>69.26%</b> 410	<b>30.74%</b> 182	592
System notices in UNet	<b>68.12%</b> 406	<b>31.88%</b> 190	596
UNOS Tech News	<b>58.23%</b> 343	<b>41.77%</b> 246	589
Reg Councillor	<b>39.63%</b> 235	<b>60.37%</b> 358	593
Society pubs	<b>43.72%</b> 261	<b>56.28%</b> 336	597
Conferences	<b>54.03%</b> 322	<b>45.97%</b> 274	596
colleagues	<b>85.00%</b> 510	<b>15.00%</b> 90	600
UNOS staff member convos	<b>56.21%</b> 335	<b>43.79%</b> 261	596

Q8: UNOS produces a wide range of communication to professionals, including e-newsletters, system notices, website content, policy notices, public comment, etc. Generally speaking, do you agree that the information you receive from UNOS is written clearly?

▪ Answered: 610 Skipped: 4



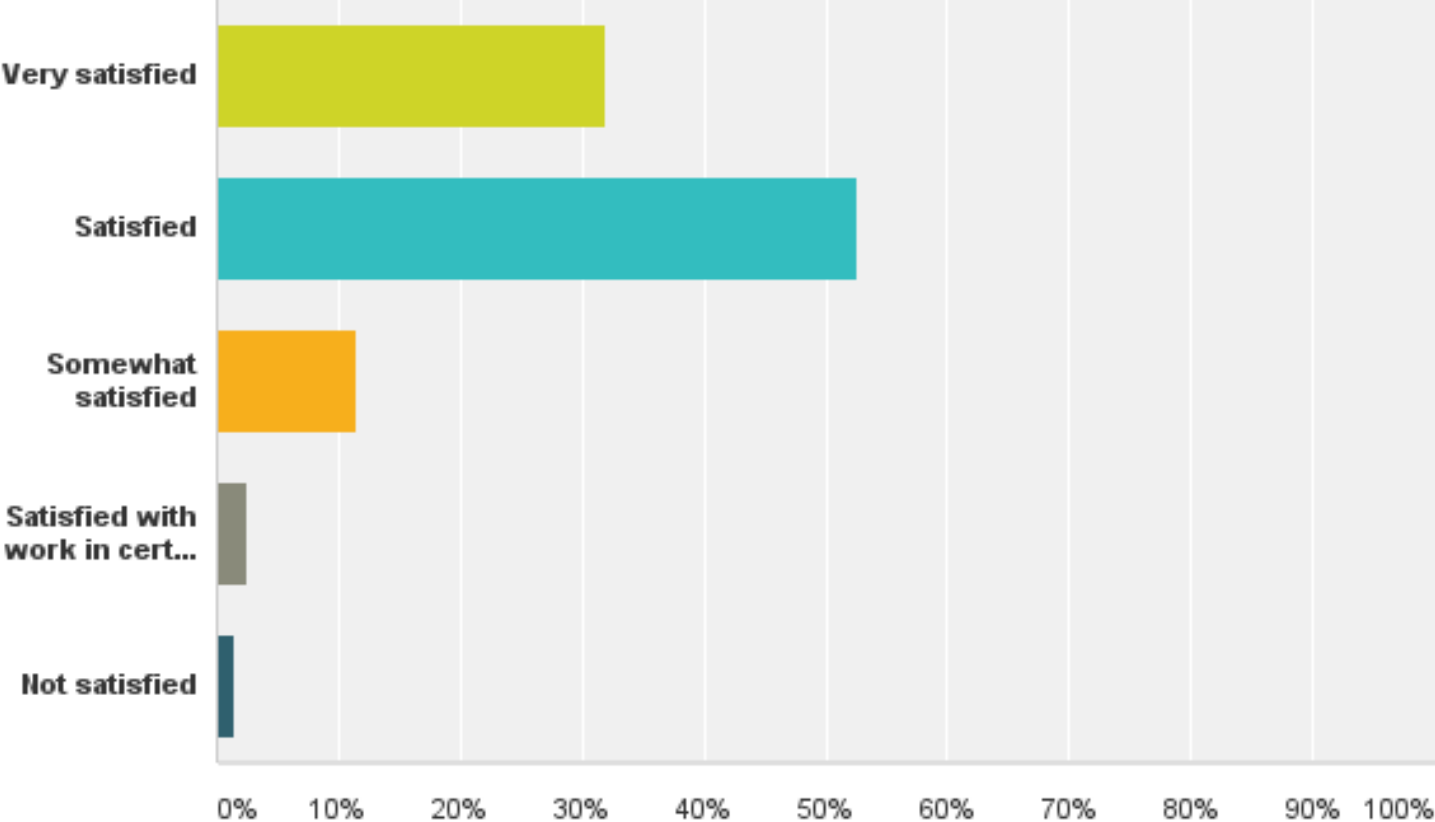
Q8: UNOS produces a wide range of communication to professionals, including e-newsletters, system notices, website content, policy notices, public comment, etc. Generally speaking, do you agree that the information you receive from UNOS is written clearly?

- Answered: 610 Skipped: 4

Answer Choices	Responses	
Strongly agree	<b>19.51%</b>	119
Agree	<b>65.90%</b>	402
No Opinion	<b>8.36%</b>	51
Disagree	<b>5.90%</b>	36
Strongly disagree	<b>0.33%</b>	2
<b>Total</b>		<b>610</b>

# Q11: Are you satisfied with the quality of work performed by UNOS staff?

▪ Answered: 601 Skipped: 13



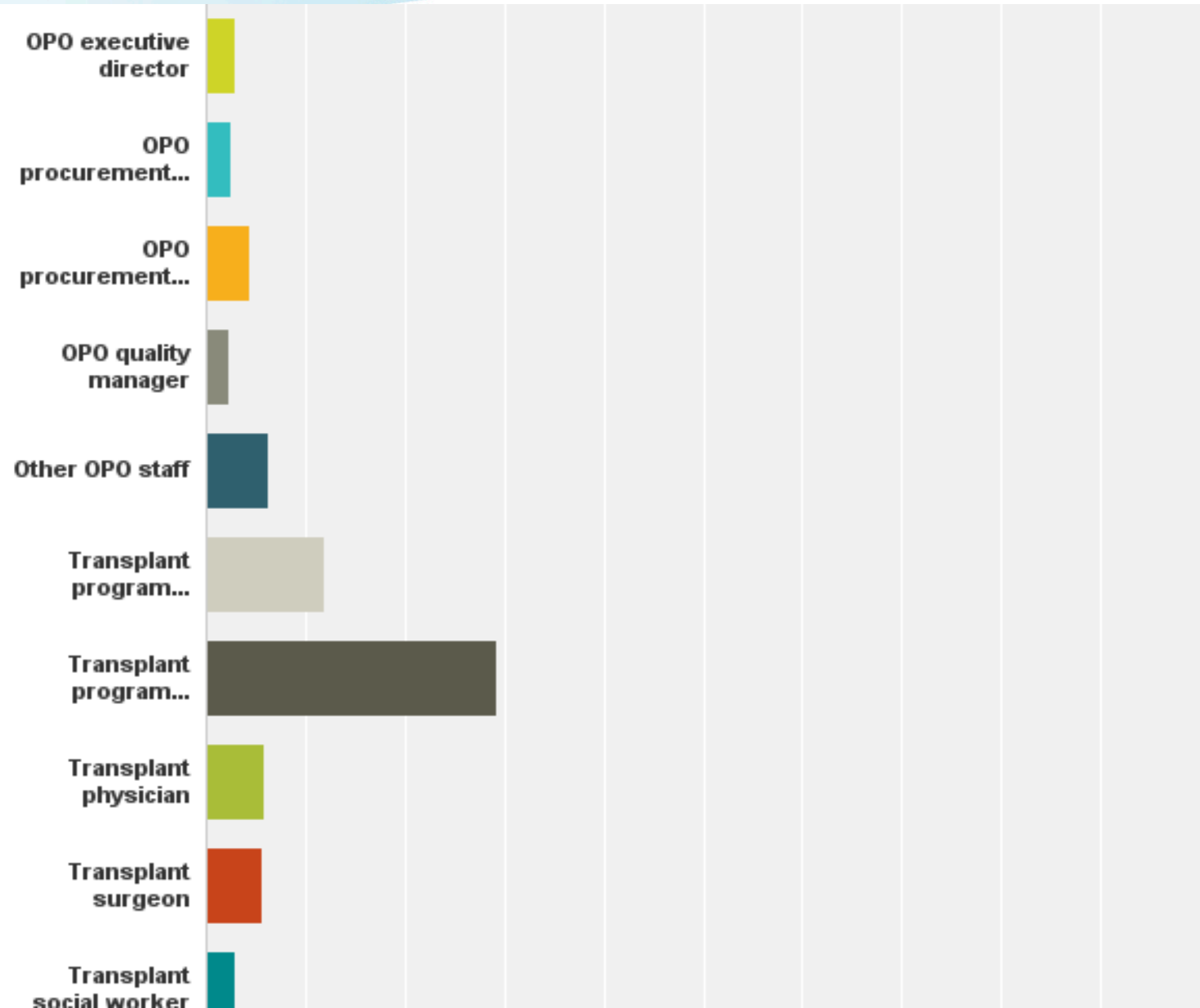
# Q11: Are you satisfied with the quality of work performed by UNOS staff?

- Answered: 601 Skipped: 13

Answer Choices	Responses
Very satisfied	31.95% 192
Satisfied	52.58% 316
Somewhat satisfied	11.48% 69
Satisfied with work in certain areas	2.50% 15
Not satisfied	1.50% 9
<b>Total</b>	<b>601</b>

# Q13: Select the title that best describes your job.

- Answered: 568    Skipped: 46



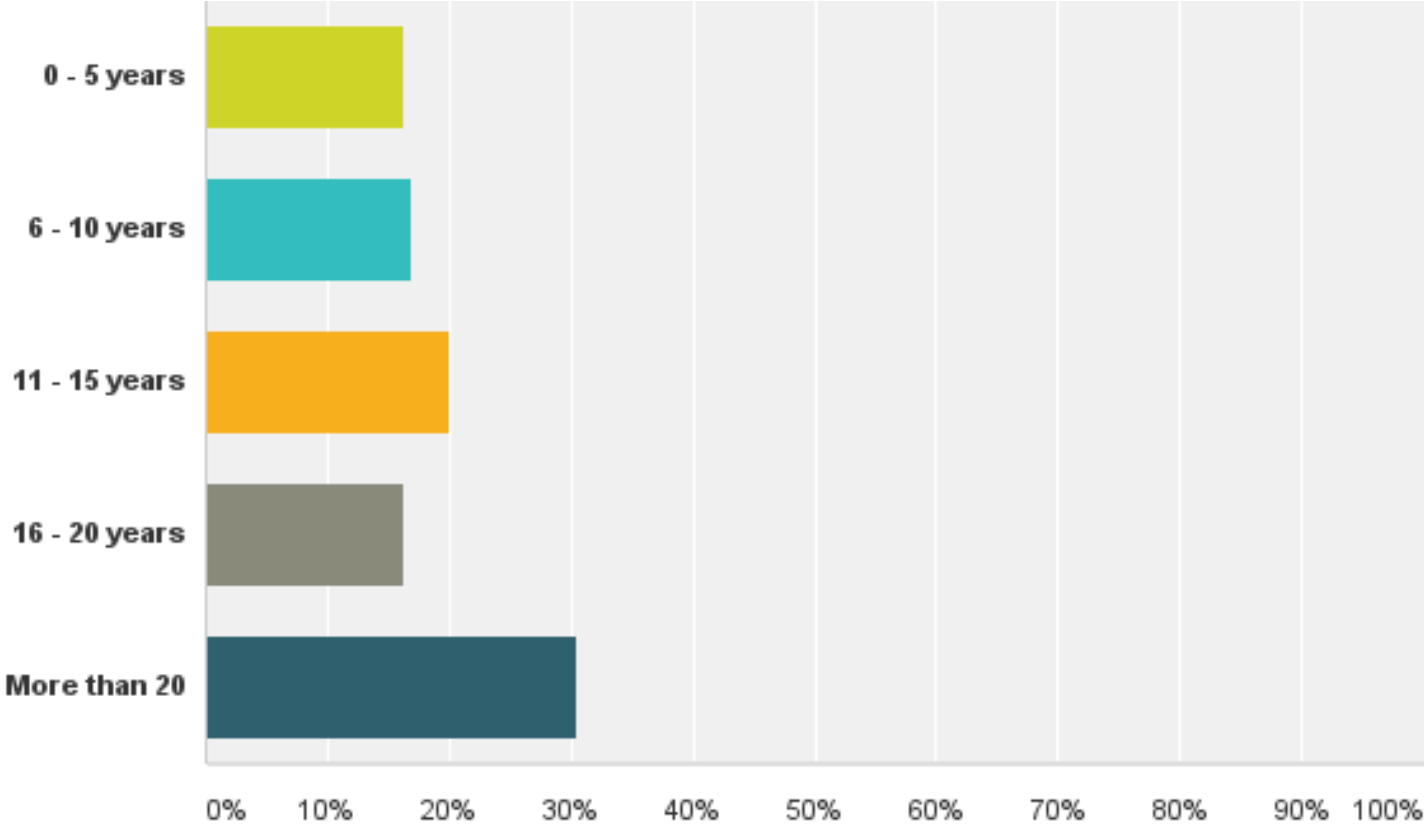
# Q13: Select the title that best describes your job.

- Answered: 568    Skipped: 46

Answer Choices	Responses	
OPO executive director	2.99%	17
OPO procurement director	2.46%	14
OPO procurement coordinator	4.40%	25
OPO quality manager	2.29%	13
Other OPO staff	6.34%	36
Transplant program administrator/manager	11.80%	67
Transplant program clinical coordinator	29.23%	166
Transplant physician	5.81%	33
Transplant surgeon	5.63%	32
Transplant social worker	2.99%	17
Living donor independent advocate	1.23%	7
Transplant data coordinator	5.81%	33
Transplant quality manager	4.23%	24
Transplant financial coordinator	1.41%	8
Other transplant center staff	4.58%	26
Lab director	2.29%	13
Lab manager	2.64%	15
Other lab staff	2.46%	14
Transplant association executive	1.41%	8
<b>Total</b>		<b>568</b>

# Q14: How long have you been involved in transplant?

▪ Answered: 612 Skipped: 2





# Q14: How long have you been involved in transplant?

- Answered: 612 Skipped: 2

Answer Choices	Responses	
0 - 5 years	<b>16.34%</b>	100
6 - 10 years	<b>16.83%</b>	103
11 - 15 years	<b>20.10%</b>	123
16 - 20 years	<b>16.34%</b>	100
More than 20	<b>30.39%</b>	186
<b>Total</b>		<b>612</b>